











Seaseng Inc.
2019 Business Parkway
Ontaris, CA 91761











Parts Catalog
Frame Assembly
ATV11,12,13












ATV DIAGRAM ANNUAL
PARTS CATALOG



NO.	PICTURE	DESCRIPTION	QTY
1		Engine 110CC	1
2		Joint Carburetor ZJ43#	1
3		Carburetor 19#	1
4		Air-cleaner	1
5		Frame Comp.	1
6		Steering Shaft Assy	1
7		Upper/lower Rocker Pin	4
8		Rear Fork	1
9		Rear Axle Block M52x132	1
10		Front Shock Absorber M10x275	2

NO.	PICTURE	DESCRIPTION	QTY
11	 <p>A rear shock absorber with a yellow coil spring. A white label with the KMD logo and part numbers GA002-5, GA002-3, and GA001 is placed below it.</p>	Rear Shock Absorber M10x250	1
12	 <p>A black metal handlebar. A white label with the KMD logo and part numbers GA001 and GA002-1 is placed below it.</p>	Handlebar	1
13	 <p>Two brass steering tie-rod ends. A white label with the KMD logo and part number GA001 is placed below them.</p>	Steering Tie-rod M10x130	2
14	 <p>A black metal exhaust shaft with a heat shield. A white label with the KMD logo and part number GA001 is placed below it.</p>	Exhaust shaft	1
15	 <p>A black metal two-time take-in pipe. A white label with the KMD logo and part numbers GA001 and GA002-1 is placed below it.</p>	Two time take-in pipe	1
16	 <p>Four black rubber clamps. A white label with the KMD logo and part numbers GA001 and GA002-1 is placed below them.</p>	Rubber Clamp	4
17	 <p>Four black handlebar clamps. A white label with the KMD logo and part numbers GA001 and GA002-1 is placed below them.</p>	Handlebar Clamp	4
18	 <p>A bundle of multi-colored main wires. A white label with the KMD logo and part number GA001 is placed below them.</p>	Main Wire	1
19	 <p>A black metal coil with electrical leads. A white label with the KMD logo and part numbers GA001 and GA002-1 is placed below it.</p>	Coil	1
20	 <p>A small black electronic component, likely a rectifier. A white label with the KMD logo and part numbers GA001 and GA002-1 is placed below it.</p>	Retifier	1

NO.	PICTURE	DESCRIPTION	QTY
21		Ignition	1
22		Relay	1
23		Annunciator	1
24		Throttle Cable	1
25		Front brake cable	2
26		Braking System 1.4m	1
28		Steering Knuckle Pin	2
29		Rim Seat	2
30		Gas Tank	1
31		gas pipe	1

NO.	PICTURE	DESCRIPTION	QTY
32	 A long, thin metal shaft with a yellow KMD label and GA001/GA002-1 markings.	Rear Axle	1
33	 Two small metal bearings with a yellow KMD label and GA001/GA002-1 markings.	Bearing 620S	2
34	 Two circular oil seals with a yellow KMD label and GA001/GA002-1 markings.	Oil Seal 35x55x7.5	2
35	 Two small metal bearings with a yellow KMD label and GA001/GA002-1 markings.	Bearing 6001	2
36	 A metal rim seat with a yellow KMD label and GA001/GA002-1 markings.	Front Rim Seat	2
37	 A long metal bolt with a yellow KMD label and GA001/GA002-1 markings.	Adjust Bolt M8x55	2
38	 A black metal chain with a yellow KMD label and GA001/GA002-1 markings.	Chain 420/76	1
39	 A metal sprocket with a yellow KMD label and GA001/GA002-1 markings.	Drive Sprocket 420/37	1
40	 A metal disc brake with a yellow KMD label and GA001/GA002-1 markings.	Disc Brake	1
41	 A metal sprocket seat with a yellow KMD label and GA001/GA002-1 markings.	Drive Sprocket seat	1
42	 A metal disc brake seat with a yellow KMD label and GA001/GA002-1 markings.	Disc Brake Seat	1

NO.	PICTURE	DESCRIPTION	QTY
44		Front tire	2
45		Rear tire	2
46		Function Switch	1
47		Throttle Switch	1
48		Flange Bar Cap.	2
49		Electrical Switch	1
50		Front Head Light	1
51		Rear light	1
52		Whole Fender	1
53		Battery 12V4AH	1