











Seaseng Inc.
2019 Business Parkway
Ontaris, CA 91761











Parts Catalog
Frame Assembly
ATV14,15











ATV DIAGRAM ANNUAL PARTS CATALOG













Copyright 2007 Seaseng Inc.



NO.	PICTURE	DESCRIPTION	QTY
1		Engine	1
2		Joint Carburetor	1
3		Carburetor	1
4		Air-cleaner	1
5		Frame Comp.	1
6		Steering Shaft Assy	1
7		Upper/lower Rocker Pin	4
8		Rear Fork	1
9		Rear Axle Block M52x132	1
10		Front Shock Absorber M10x275	2

NO.	PICTURE	DESCRIPTION	QTY
11		Rear Shock Absorber M10x250	1
12		Handlebar	1
13		Steering Tie-rod M10x130	2
14		exhaust shaft	1
15		Two time take-in pipe	1
16		Rubber Clamp	4
17		Handlebar Clamp	4
18		Main Wire	1
19		Coil	1
20		Rectifier	1

NO.	PICTURE	DESCRIPTION	QTY
21	 <p>KMD GA001 GA002-1</p>	Ignition	1
22	 <p>KMD GA001 GA002-1</p>	Relay	1
23	 <p>KMD GA001 GA002-1</p>	Annunciator	1
24	 <p>KMD GA001 GA002-1</p>	Throttle Cable	1
25	 <p>KMD GA001</p>	Front brake cable	2
26	 <p>KMD GA001 GA002-1</p>	Braking System	1
27	 <p>KMD GA001 GA002-1</p>	Steering Knuckle Pin	2
28	 <p>KMD GA001 GA002-1</p>	Rim Seat	2
29	 <p>KMD GA001</p>	Gas Tank	1
30	 <p>KMD GA001 GA002-1</p>	gas pipe	1

NO.	PICTURE	DESCRIPTION	QTY
31	 <p>A long, thin metal axle with a yellowish tip, resting on a white card with the KMD logo and labels GA001 and GA002-1.</p>	Rear Axle	1
32	 <p>Two small, dark-colored bearings, one above the other, on a white card with the KMD logo and labels GA001 and GA002-1.</p>	Bearing 620S	2
33	 <p>Two circular oil seals, one above the other, on a white card with the KMD logo and labels GA001 and GA002-1.</p>	Oil Seal 35x55x7.5	2
34	 <p>Two small, dark-colored bearings, one above the other, on a white card with the KMD logo and labels GA001 and GA002-1.</p>	Bearing 6001	2
35	 <p>A metal rim seat component, shown from two angles, on a white card with the KMD logo and labels GA001 and GA002-1.</p>	Front Rim Seat	2
36	 <p>A long, thin metal bolt with a hexagonal head, on a white card with the KMD logo and labels GA001 and GA002-1.</p>	Adjust Bolt M8x55	2
37	 <p>A long, dark-colored metal chain, on a white card with the KMD logo and labels GA001 and GA002-1.</p>	Chain 420/76	1
38	 <p>A circular metal sprocket with teeth, on a white card with the KMD logo and labels GA001 and GA002-1.</p>	Drive Sprocket 420/37	1
39	 <p>A circular metal disc brake component, on a white card with the KMD logo and labels GA001 and GA002-1.</p>	Disc Brake	1
40	 <p>A small metal component, possibly a sprocket seat, on a white card with the KMD logo and labels GA001 and GA002-1.</p>	Drive Sprocket seat	1

NO.	PICTURE	DESCRIPTION	QTY
41		Disc Brake Seat	1
42		Front tire 16×8.00-7	2
43		Rear tire 16×8.00-7	2
44		Function Switch	1
45		Throttle Switch	1
46		Flange Bar Cap.	2
47		Electrical Switch	1
48		Front Head Light	1
49		Rear light	1
50		Whole Fender	1

NO.	PICTURE	DESCRIPTION	QTY
51		Battery 12V4AH	1
52		Rear shelf	1