



















Seaseng Inc.  
2019 Business Parkway  
Ontaris, CA 91761










Parts Catalog  
Frame Assembly  
ATV24











ATV DIIAGRAM AMNUAL  
PARTS CATALOG














NO.	PICTURE	DESCRIPTION	QTY
1		Engine	1
2		Joint Carburetor	1
3		Carburetor	1
4		Air-cleaner	1
5		Frame Comp.	1
6		Steering Shaft Assy	1
7		Upper Rocker Pin	2
8		lower Rocker Pin	2
9		Rear Fork	1
10		Rear Axle Block	1




NO.	PICTURE	DESCRIPTION	QTY
11		Drive Sprocket Shield	1
12		Front Shock Absorber	2
13		Rear Shock Absorber	1
14		Handlebar	1
15		Steering Knuckle Pin	2
16		Steering Tie-rod	2
17		Two time take-in pipe	1
18		Exhaust shaft	1
19		Rubber Clamp	2
20		Main Wire	1

NO.	PICTURE	DESCRIPTION	QTY
21		Handlebar Clamp	4
22		Coil	1
23		Retifier	1
24		Ignition	1
25		Relay	1
26		Annunciator	1
27		Throttle Cable	1
28		Brake cable	2
29		Braking System	1
30		Rim Seat	1

NO.	PICTURE	DESCRIPTION	QTY
31		Gas Tank	1
32		gas pipe	1
33		Rear Axle	1
34		Bearing 6205	2
35		Oil Seal 35x55x7.5	1
36		Bush 12x24x31.5	2
37		Front Rim Seat	2
38		Adjust Bolt	2
39		Chain 420/78	1
40		Drive Sprocket 420/37	1

NO.	PICTURE	DESCRIPTION	QTY
41		Disc Brake	1
42		Drive Sprocket seat	1
43		Disc Brake Seat	1
44		Front tire 16×8.00-7	2
45		Rear tire 16×8.00-7	2
46		Function Switch	1
47		Flameout Switch	1
48		Throttle Switch	1
49		Flange Bar Cap.	1
50		Electrical Switch	1

NO.	PICTURE	DESCRIPTION	QTY
51		Front Head Light	2
52		Rear light	2
53		Whole Fender	1
54		Seat	1
55		Battery 12V4AH	1
56		Front Fender	1
58		Water cover 45×51×43	1
59		Owners Manual	1
60		Tool Kit	1
61		Front protect shield	1

NO.	PICTURE	DESCRIPTION	QTY
62		Front shelf	1
63		Rear shelf	1
64		Reverse gear pole	1